

BY BERAT BACKPACKERS

BOGOVE WATERFALL & OSUMI CANYON TOUR


What to Expect:



1 hour drive : Begin with a relaxing 1 hour drive through the scenic landscapes of the region.



Walk to the Waterfall : Enjoy a 20-25 minute walk to reach Bogove Waterfall, where you can take a refreshing swim.



Return Walk and Canyon Viewpoint : Walk back and take a 20-minute drive to our first viewpoint at Osumi Canyon. Here, you can enjoy the stunning views and have lunch.



Post-Lunch Activities : After lunch, your guide will provide life jackets, helmets, and water shoes.



River Hiking : Embark on a 2-hour river hike. During this time, you can float, do some small jumps, and take in the breathtaking scenery.



Return to Berat : Conclude the tour with a relaxing return to the charming city of Berat, celebrated for its historic architecture and vibrant atmosphere.

info@beratbackpackers.com
+355 67 519 9166

BY BERAT BACKPACKERS

BOGOVE WATERFALL & OSUMI CANYON TOUR

What to Take on the Canyon Tour

- **Swimsuit** : For swimming and river hiking.
- **Towel** : To dry off after swimming.
- **Comfortable Walking Shoes** : Suitable for the walk to the waterfall.
- **Water Shoes** : Provided for river hiking, but you may bring your own if preferred.
- **Sun Protection** : Sunscreen, hat, and sunglasses.
- **Water Bottle** : Stay hydrated throughout the tour.
- **Snacks: Optional, for extra energy.**
- **Camera** : To capture the stunning landscapes.
- **Change of Clothes** : For after swimming and river hiking.

info@beratbackpackers.com
+355 67 519 9166



BY BERAT BACKPACKERS

BOGOVE WATERFALL & OSUMI CANYON TOUR

Rules for Keeping the Car Clean on the Canyon Tour

- 1. Dry Off Before Entering :** Ensure you are completely dry after swimming or river hiking before entering the car. Use a towel to remove any excess water.
- 2. Change Clothes :** Change into dry and clean clothes before getting back into the car.
- 3. Use Bags for Wet Items :** Place wet swimsuits, towels, and water shoes in plastic bags to prevent the seats and floor from getting wet.
- 4. Clean Off Dirt :** Brush off any dirt, mud, or sand from your shoes and clothing before entering the car.
- 5. Avoid Eating Messy Foods :** Stick to clean and dry snacks to avoid spills and crumbs.
- 6. Dispose of Trash Properly :** Use a trash bag for any waste and dispose of it properly when you exit the car.
- 7. No Dirty Gear Inside :** Keep any dirty or muddy gear in the trunk or in provided containers.
- 8. Respect Upholstery :** Avoid placing wet or dirty items on the seats. Use a towel or cover if necessary.
- 9. Footwear :** Remove or clean off dirty shoes before entering the car. You can bring an extra pair of clean shoes for the ride back.
- 10. Keep Personal Area Clean :** Maintain your personal space and clean up any spills or messes immediately.

info@beratbackpackers.com
+355 67 519 9166

BY BERAT BACKPACKERS

BOGOVE WATERFALL & OSUMI CANYON TOUR



Thank you for choosing Backpackers Tours



tripadvisor



Click to post a review



info@beratbackpackers.com

+355 67 519 9166